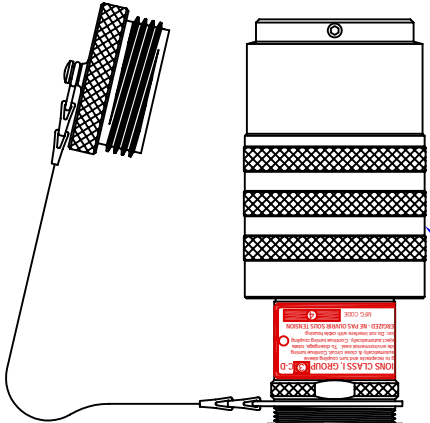


NOTES:

- 1. Wires Identified by Numbered Markers.
- 2. Spare Wires Will be Landed to Terminal Blocks
- 3. Heavy Duty Carrying Case Included.
- 4. Total Weight Including Case is 30 pounds.

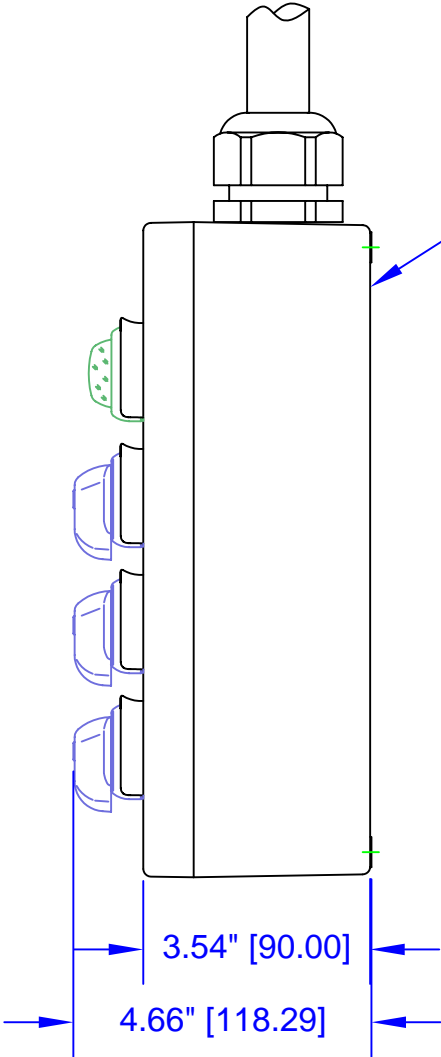
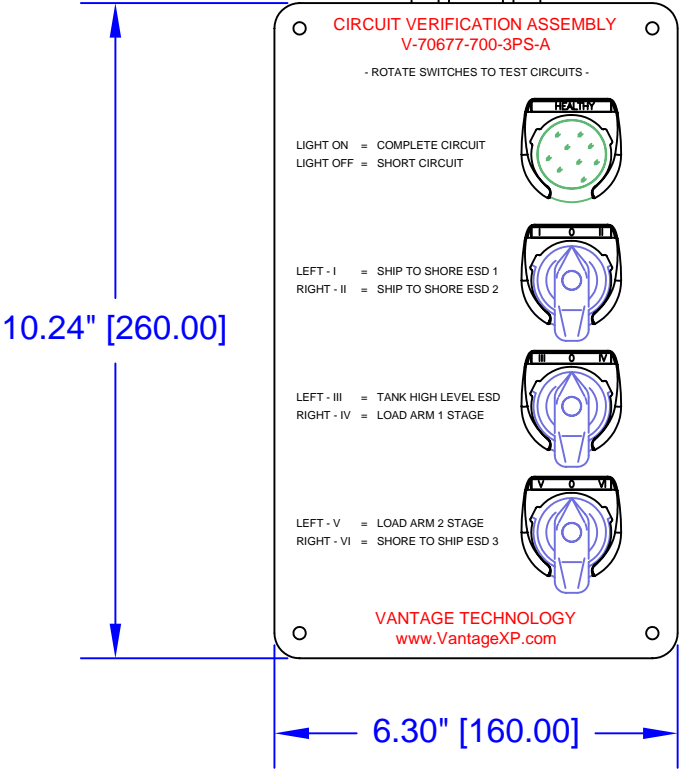


Plug: AF-D1016-621PK-XX
 Reference Product Data Sheet: PDS-AF-SF-PLUG
 for ATEX & North American Certifications

Enclosure: EEx de ia ATEX
 Glass-Fibre Reinforced Polyester

Gland: Nylon EEx ed ATEX

Customer Specified Length



REV: D

WTN BY: DARRIN J LOMBARD
CHK BY: JACK NELLIGAN
ENG BY: DARRIN J LOMBARD
ATEX: JOHN NORDECK
RELEASE DATE: 08/10/05

DOCUMENT TITLE:
ESD
CIRCUIT VERIFICATION ASSEMBLY

APPLICATION DATA SHEET



Vantage Technology LLC
 4675 South Windermere Street
 Englewood, Colorado USA 80110
 Phone: 303-761-2121 ~ Fax: 303-789-4215
 Email: service@vantagexp.com ~ Website: www.vantagexp.com

DOCUMENT NUMBER: **ADS-V-70677**

Part Number Code Logic

V-70677 - 700 - 3PS - X

A B C D

A: Circuit Verification Assembly

B: Cable Length.

700 = 700 Millimeters Gland to Gland

C: Circuit Test Hardware.

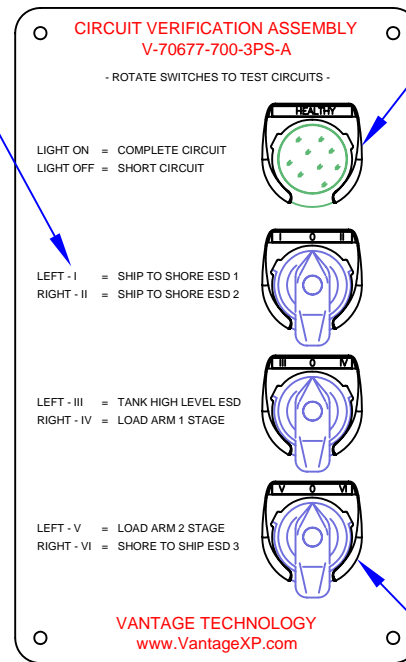
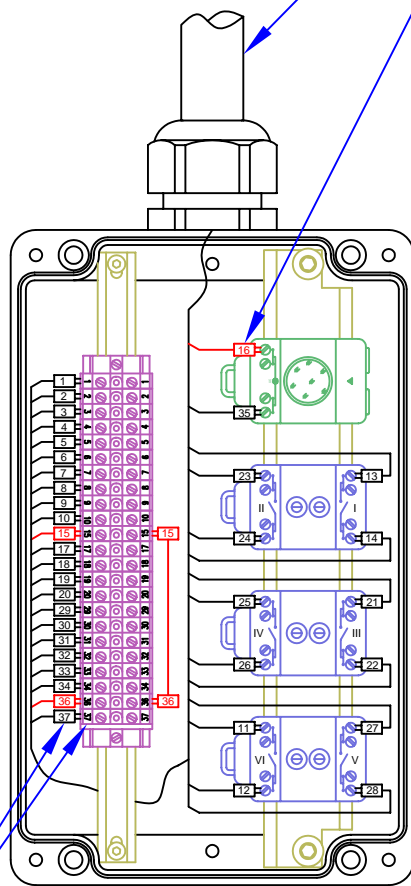
3PS = 3 Position Switches

D: Variables: Wiring Scheme, Circuit Designations, Box Size, Cable Type, Etc.

Cable: 37 Conductor - #16 AWG
Offshore Approved

Customer Supplied Circuit Designations
and Wiring Schematic


Light: Green Pilot Light EEx e ATEX



Sample Wiring Schematic

Intrinsically Safe Terminals
Correspond to AF Pin Numbers

Switches: 3x 3-Position Selector
EEx de ATEX

REV: D	WTN BY: DARRIN J LOMBARD	DOCUMENT TITLE:	 Vantage Technology LLC 4675 South Windermere Street Englewood, Colorado USA 80110 Phone: 303-761-2121 ~ Fax: 303-789-4215 Email: service@vantagexp.com ~ Website: www.vantagexp.com	SHEET: 2 OF 2
	CHK BY: JACK NELLIGAN	ESD		
	ENG BY: DARRIN J. LOMBARD	CIRCUIT VERIFICATION ASSEMBLY		
	ATEX: JOHN NORDECK			
	RELEASE DATE: 08/10/05			
APPLICATION DATA SHEET		DOCUMENT NUMBER: ADS-V-70677		